



Hospital prices– Results of a European survey (PHIS) on purchasing strategies and pharmaceutical prices

Nina Zimmermann

PPRI Conference, Vienna
29 September 2011



Disclaimer


Conflict of interest: nothing to disclose

This presentation displays results of the PHIS project, which was commissioned and funded by the European Commission, Executive Agency for Health and Consumers (EAHC), and co-funded by the Austrian Federal Ministry of Health.

Outline

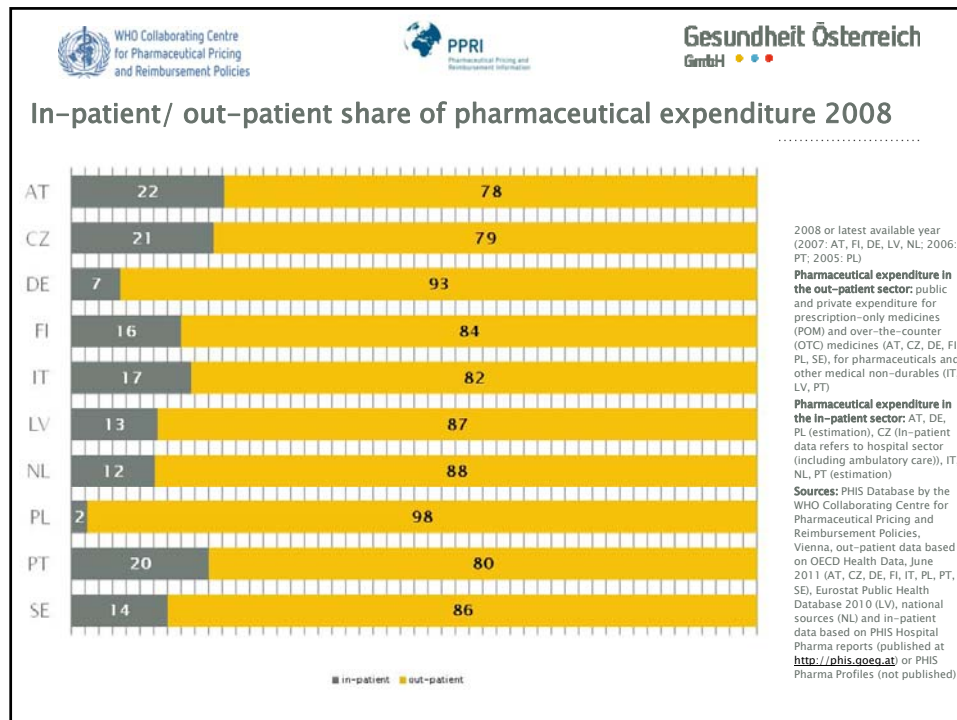
- » Medicines provision in the hospital sector
→ Introduction to the PHIS project
- » Hospital prices
- » Price survey
- » Summary and conclusions

Black hole hospital medicines

- » There are a number of studies on medicinal prices in the out-patient sector, BUT there is large information gap on hospital medicines
- 
- » „Pharmaceutical policies in the hospital sector need to be further investigated. [...]
 - » The pharmaceutical service in the in-patient sector plays an important role and
 - » influences the provision of pharmaceuticals, and also pharmaceutical expenditure, in the outpatient sector.”

Recommendation of PPRI Report, p. 137

http://ppri.goeg.at/Downloads/Publications/PPRI_Report_final.pdf



WHO Collaborating Centre for Pharmaceutical Pricing and Reimbursement Policies

PPRI
Pharmaceutical Pricing and Reimbursement Information

Gesundheit Österreich
GmbH

Pharmaceutical Health Information System (PHIS)

- » **Scope of the EU funded research project:**
 - » monitor and assess up-to-date health information and data for the field of medicines in a comprehensive health system approach in the EU (i.e. in- and out-patient sector)
- » **Members:** All EU MS, ALB, CA, HR, IS, NO, CH, ZA, TR; P+R authorities and hospital pharmacies → More than 60 institutions
- » **Leading Institutions:** GÖG/ÖBIG (AT, main partner), AIFA (IT), IHHII (BG), SOGETI (LU), SUKL (SK)
- » **Establishment:** Executive Agency for Health and Consumers (EAHC), Advisory Board: EAHC, DG SANCO, DG ENTR, DG Eurostat, OECD, WHO HQ + Euro
- » **Period:** September 2008 – April 2011

WHO Collaborating Centre for Pharmaceutical Pricing and Reimbursement Policies

PPRI
Pharmaceutical Pricing and Reimbursement Information

Gesundheit Österreich GmbH

PHIS Hospital Pharma

European survey

- » National PHIS Hospital Pharma Reports
- » Written by the PHIS network members (country representatives), supported by national hospital experts
- » Based on a uniform Template, assisted by the a common PHIS Glossary

Case studies

- » Countries: AT, NL, NO, PT, SK
- » Hospitals: AT (5), NL (3), NO (3), PT (3), SK (11) = 25 hospitals
- » General and public hospitals
- » Medicines: All available products for 12 selected active ingredients
- » Prices of 30 September 2009
- » Prices collected
 - » Official hospital list price
 - » Actual hospital price
 - » Out-patient public price

WHO Collaborating Centre for Pharmaceutical Pricing and Reimbursement Policies

PPRI
Pharmaceutical Pricing and Reimbursement Information

Gesundheit Österreich GmbH

Procuring strategies for medicines used in hospitals, 2009/2010

Tender

Tender and negotiation

No answer

See notes in the report

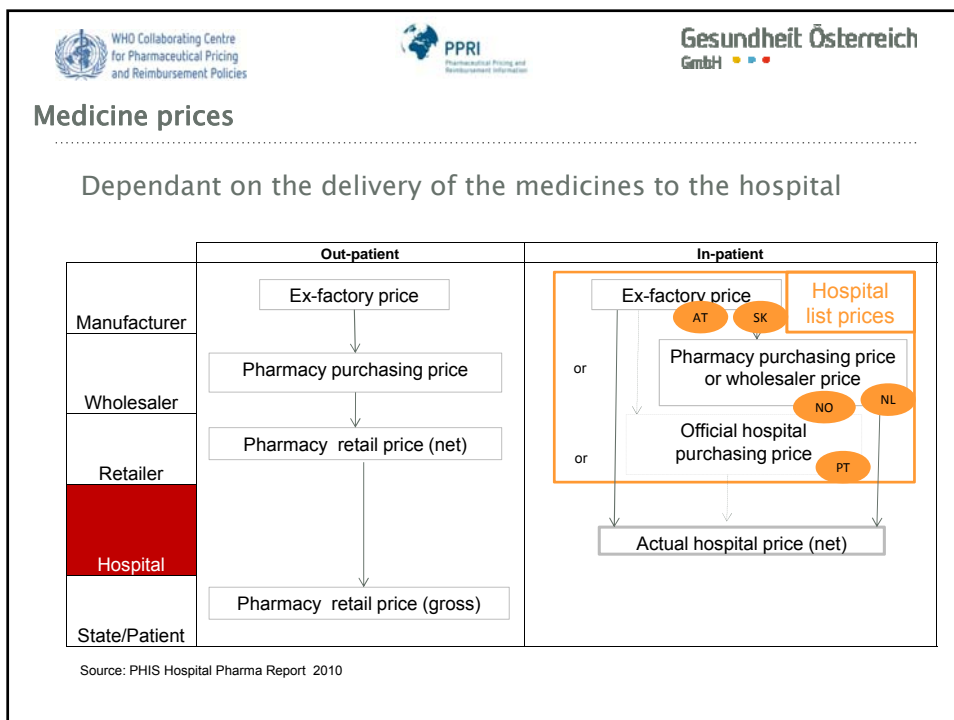
Source: PHIS Hospital Pharma, based on PHIS Hospital Pharma reports and further surveys; 27 countries (EU MS excl. EL & LU; NO + TR)

WHO Collaborating Centre for Pharmaceutical Pricing and Reimbursement Policies | PPRI | Gesundheit Österreich GmbH

Availability of medicines in PHIS case study countries

Prod.	AT (5 hosp.)		NL (3 hosp.)		NO (2 hosp.)		PT (4 hosp.)		SK (8 hosp.)*	
	original	generic	original	generic	original	generic	original	generic	original	generic
Oncology										
A	100%	n.a.	100%	n.a.	100%	n.a.	100%	n.a.	13%	n.a.
B	100%	n.a.	100%	n.a.	100%	n.a.	100%	n.a.	75%	n.a.
C	100%	n.a.	67%	n.a.	100%	n.a.	100%	n.a.	25%	n.a.
D	80%	n.a.	33%	n.a.	100%	n.a.	100%	n.a.	0%	n.a.
Cardiology										
E	80%	20%	0%	100%	100%	100%	25%	75%	13%	100%
F	0%	100%	0%	100%	100%	100%	0%	75%	0%	63%
G	100%	0%	100%	0%	0%	100%	100%	0%	50%	88%
Blood										
H	100%	0%	100%	0%	100%	100%	100%	0%	88%	25%
Rheumatoid arthritis										
I	80%	n.a.	0%	n.a.	100%	n.a.	100%	n.a.	0%	n.a.
Immuno-modulation										
J	0%	100%	0%	67%	0%	100%	0%	100%	0%	100%
Anti-inflammatory										
K	100%	n.a.	100%	n.a.	100%	n.a.	100%	n.a.	13%	n.a.
Neurology - MS										
L	60%	n.a.	33%	n.a.	100%	n.a.	100%	n.a.	63%	n.a.

Source: PHIS Hospital Pharma case studies



WHO Collaborating Centre for Pharmaceutical Pricing and Reimbursement Policies | PPRI | Gesundheit Österreich GmbH

Price comparison

1. Intra-country comparison
 - » AT, NL, NO, PT, SK
2. Cross-country comparison
3. Comparison on product level

WHO Collaborating Centre for Pharmaceutical Pricing and Reimbursement Policies | PPRI | Gesundheit Österreich GmbH

Price comparison – intra-country comparison

Austria – oncologic medicine, prices per unit

Category	Price (€)
List price	~680
Actual hospital prices (AT_1 to AT_5)	~680 - 710
Reimbursement price	~850

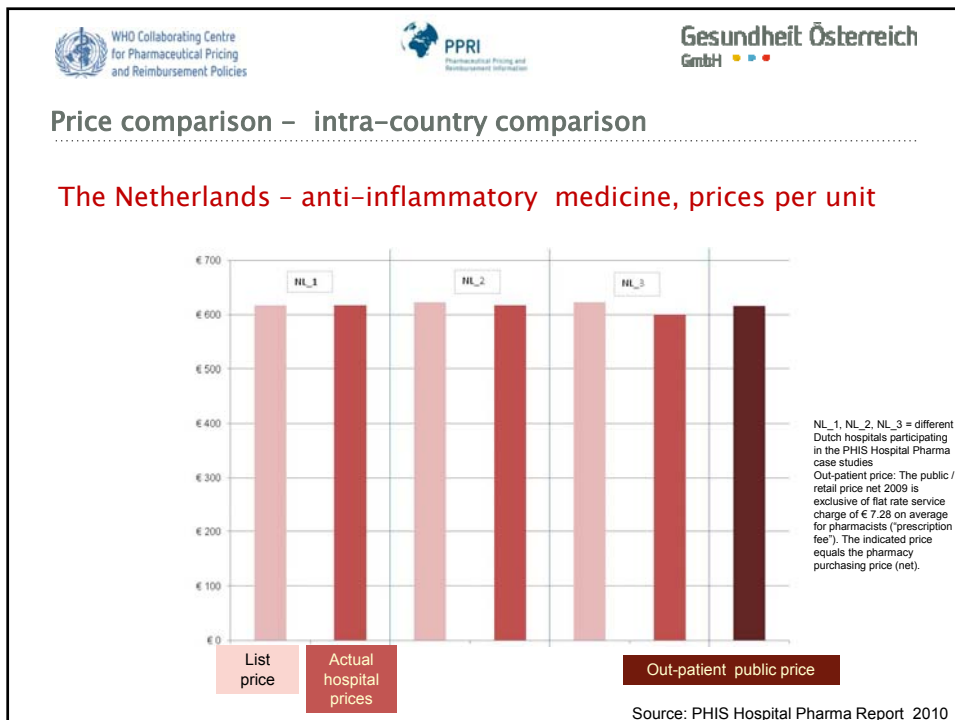
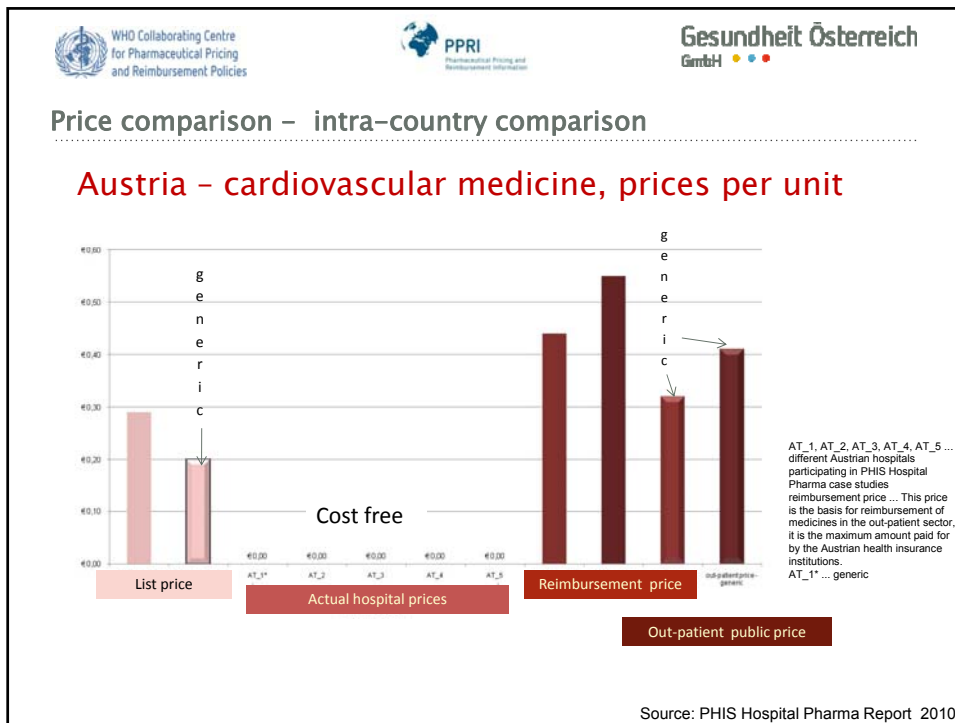
Actual hospital prices mostly equal hospital list price

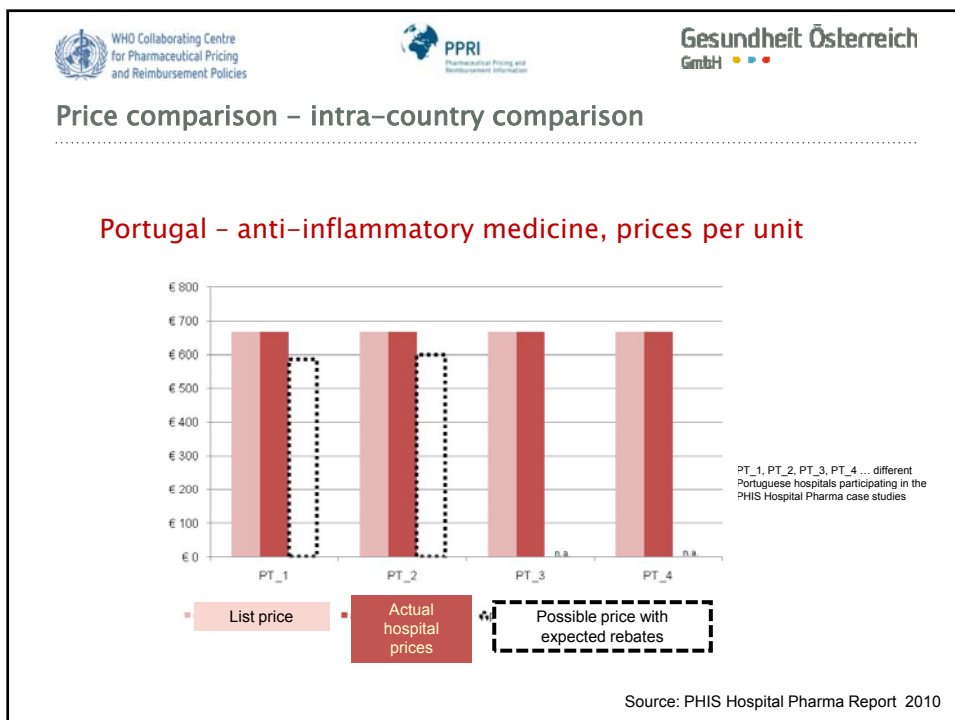
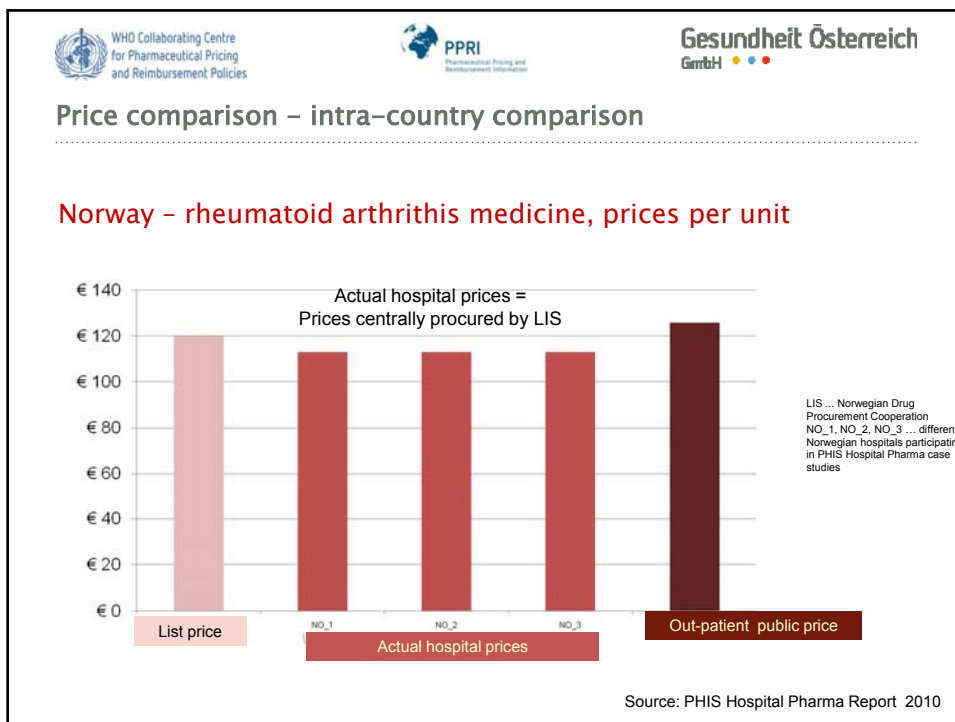
AT_1, AT_2, AT_3, AT_4, AT_5 ... different Austrian hospitals participating in PHIS Hospital Pharma case studies

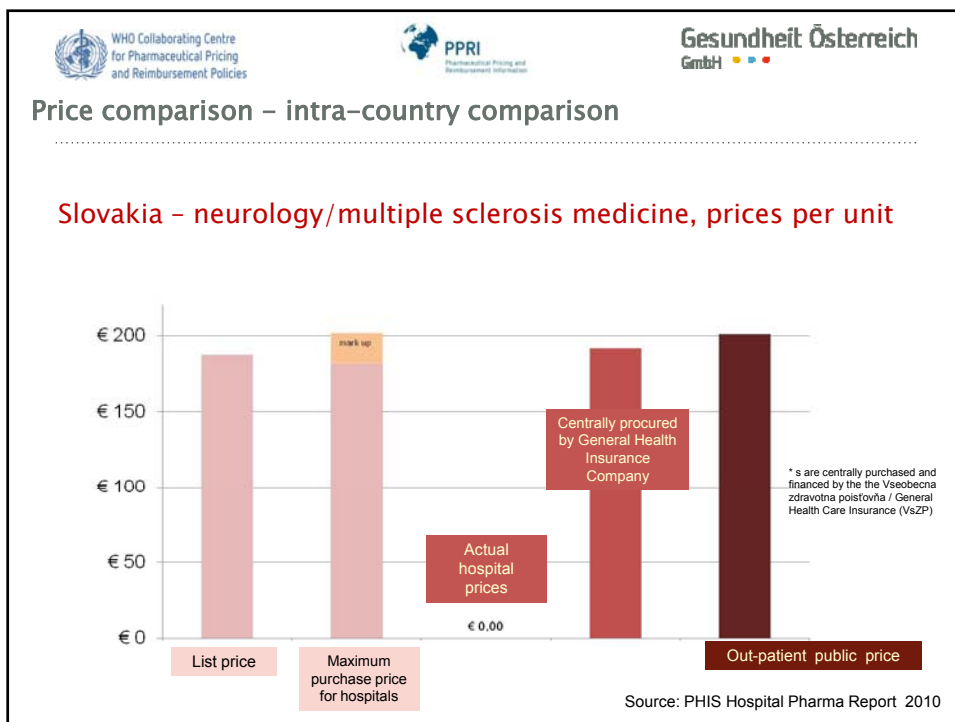
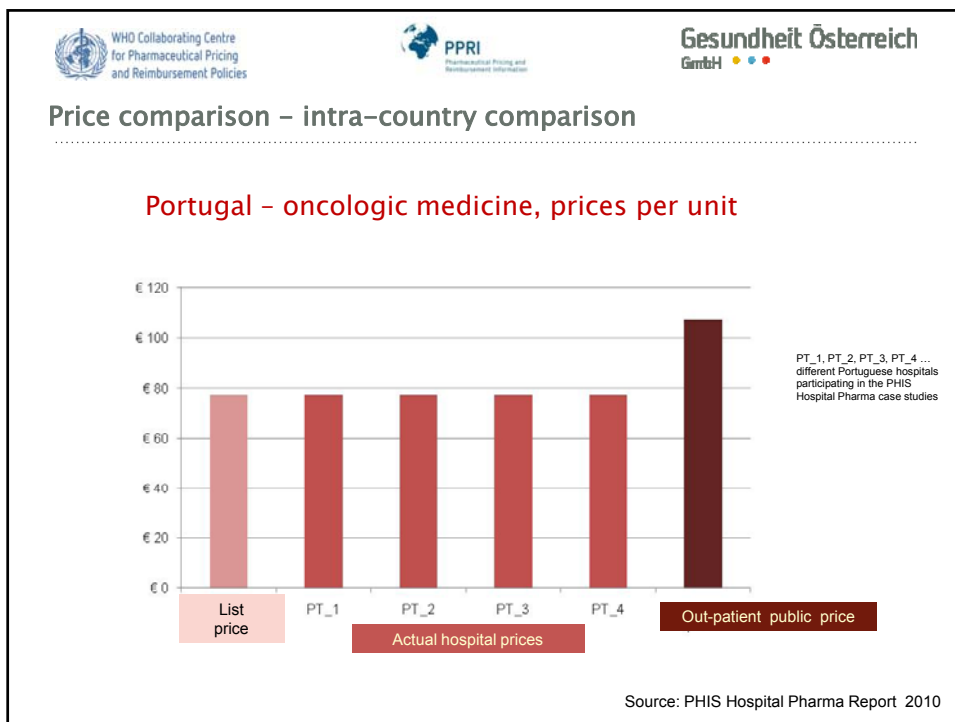
Reimbursement price ... This price is the basis for reimbursement of medicines in the out-patient sector, it is the maximum amount paid for by the Austrian sickness funds.

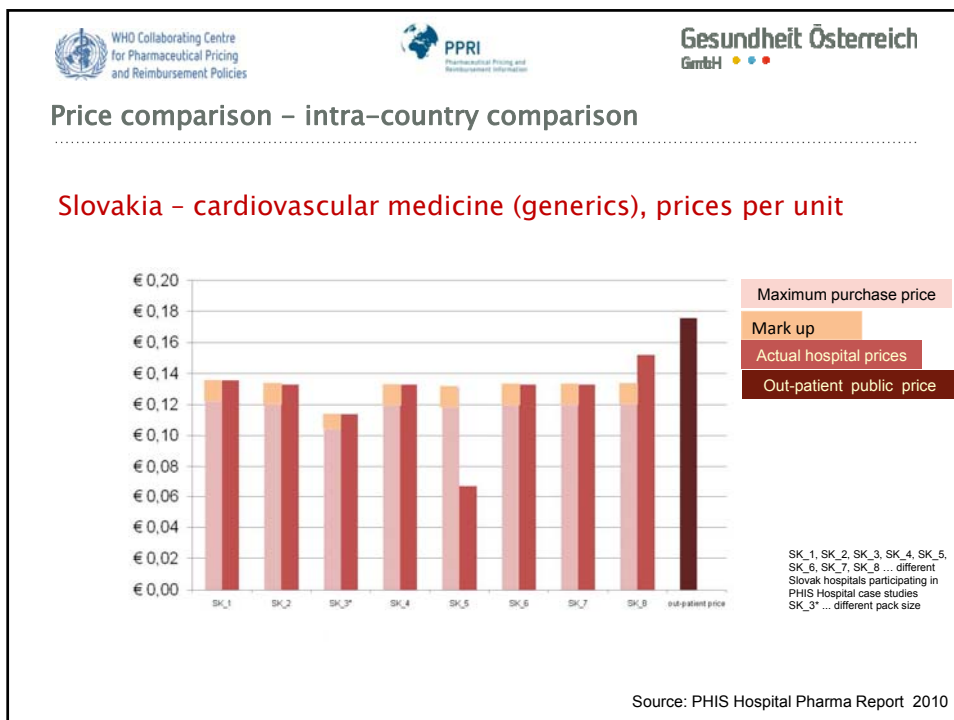
Out-patient public price

Source: PHIS Hospital Pharma Report 2010









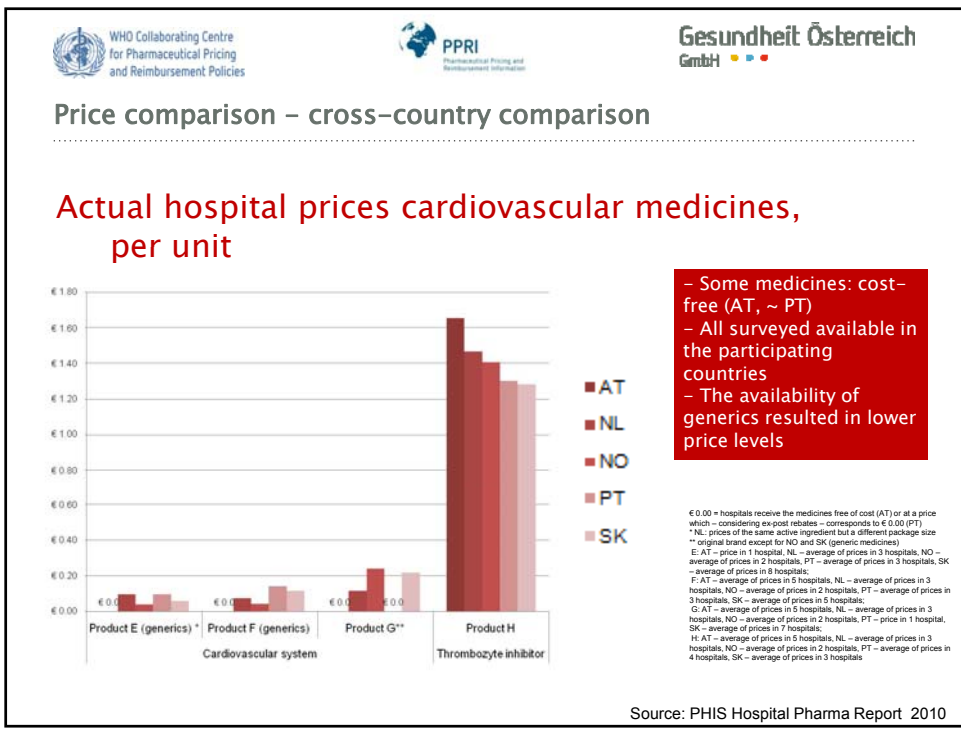
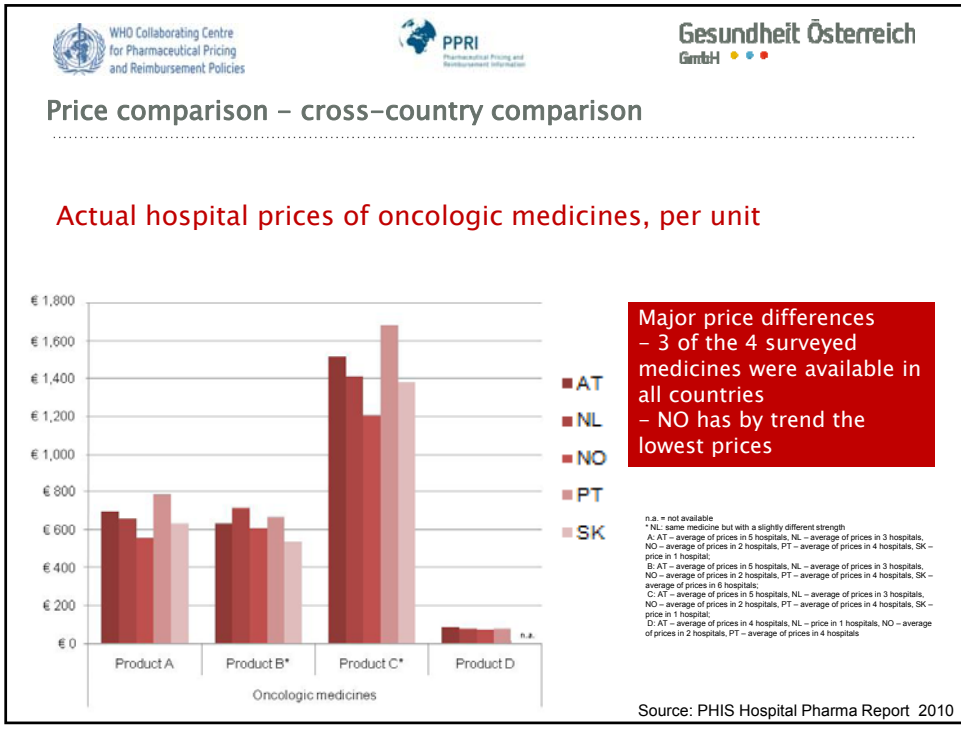
WHO Collaborating Centre for Pharmaceutical Pricing and Reimbursement Policies

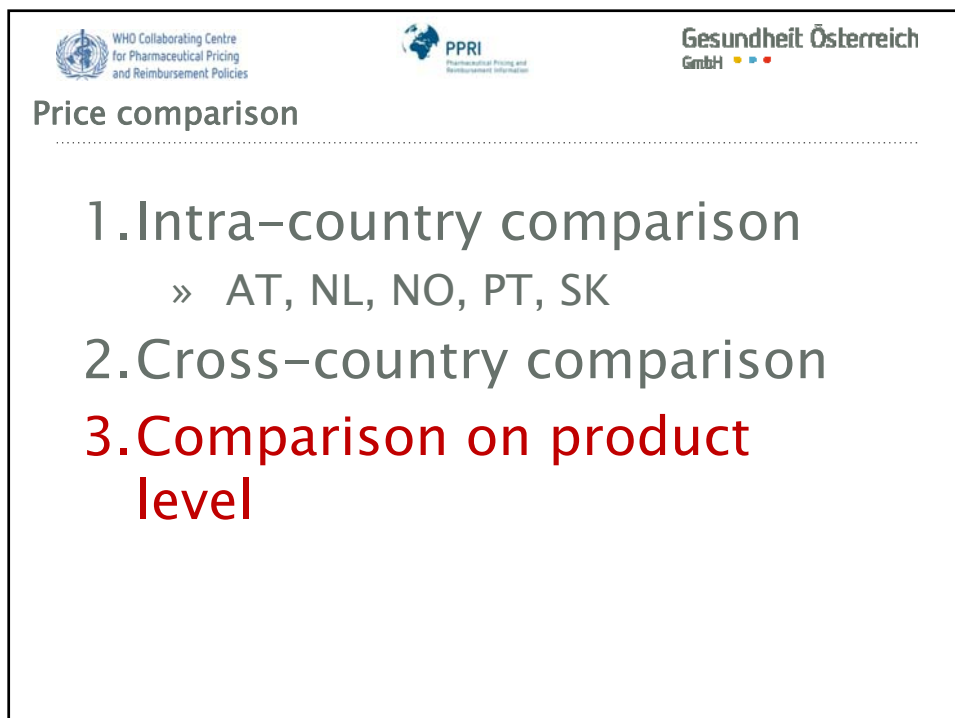
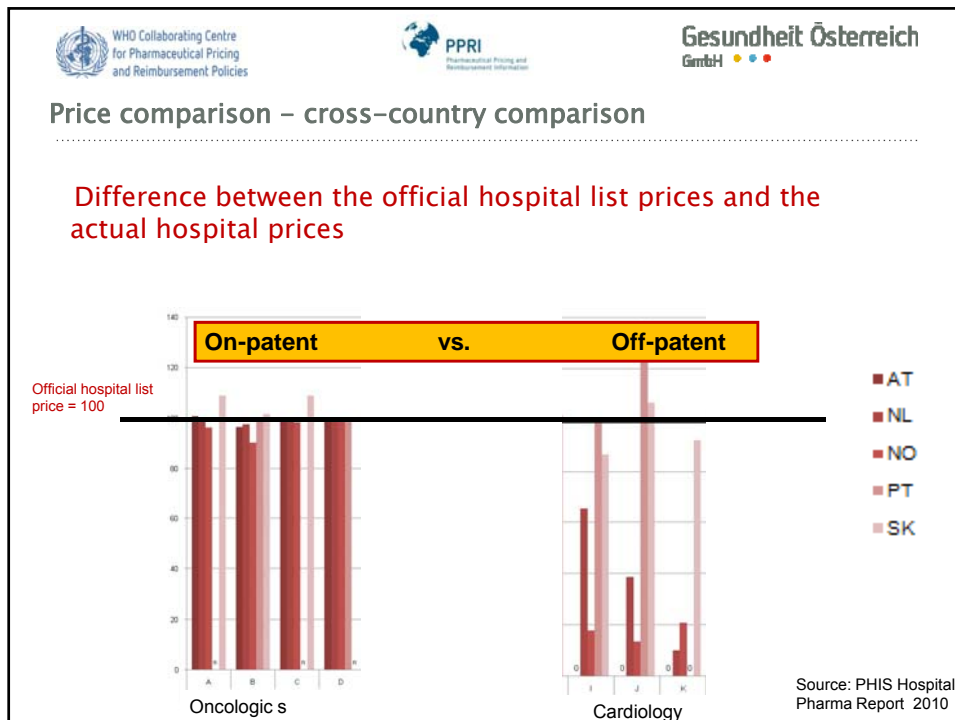
PPRI
Pharmaceutical Pricing and Reimbursement Information

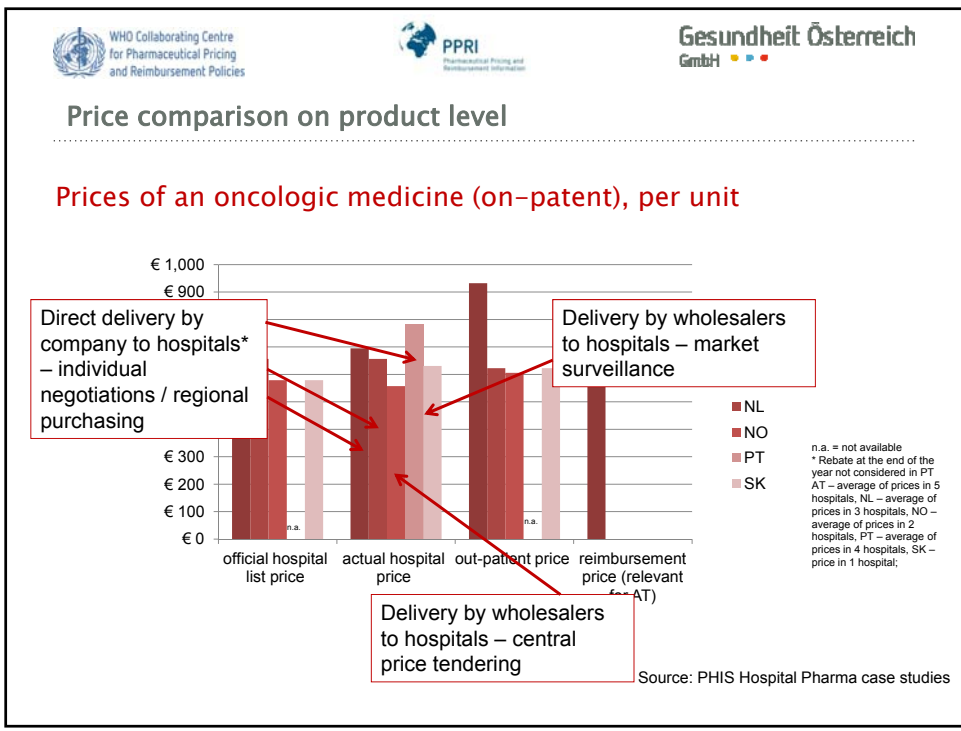
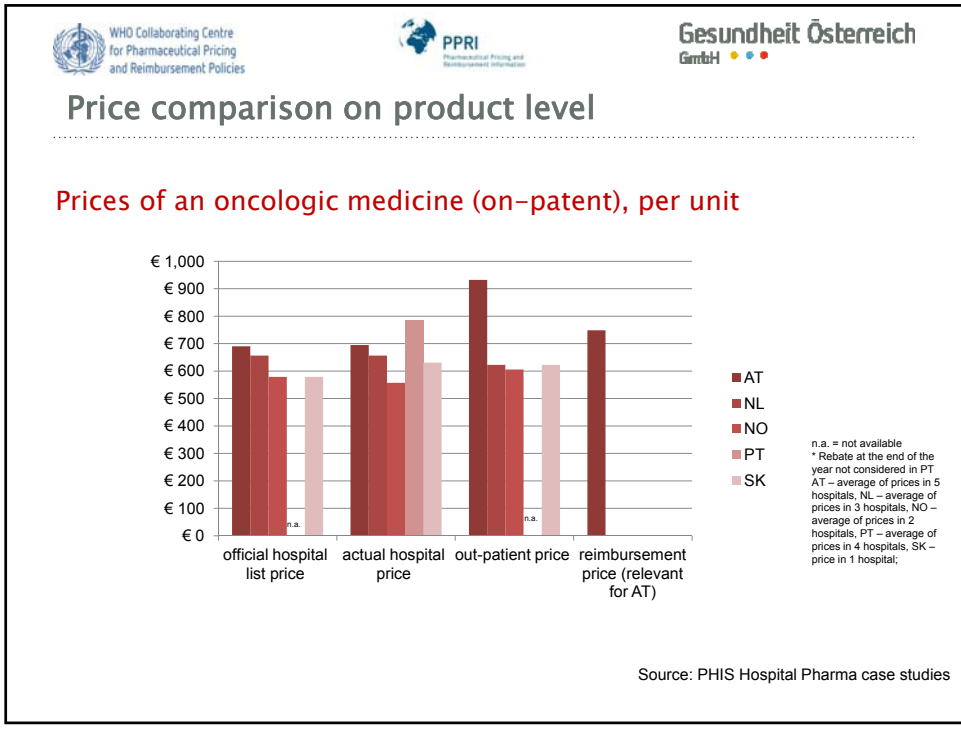
Gesundheit Österreich GmbH

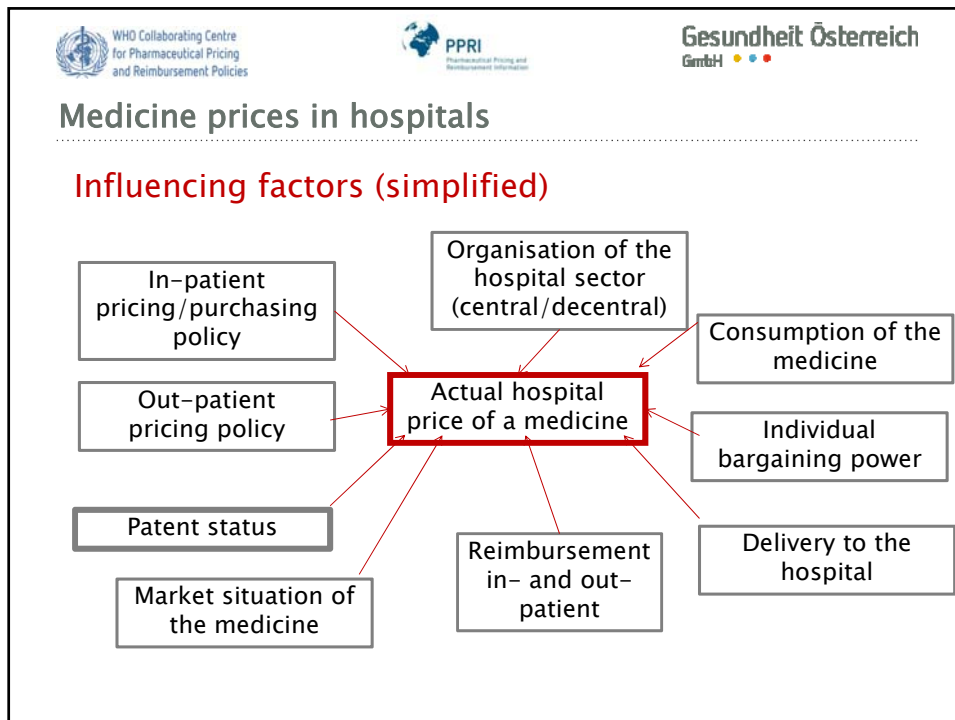
Price comparison

1. Intra–country comparison
 - » AT, NL, NO, PT, SK
2. Cross–country comparison
3. Comparison on product level









WHO Collaborating Centre for Pharmaceutical Pricing and Reimbursement Policies

PPRI Pharmaceutical Pricing and Reimbursement Information

Gesundheit Österreich GmbH

Lessons learned / Discussion

- » **Prices of medicines in hospitals:**
 - » Joint purchasing leads by trend to lower hospital prices
 - » Discounts are very common → even free products (AT, ~ PT, ~SK)
 - » On-patent medicines - low negotiation potential
 - » The availability of generics resulted in lower price levels also in hospitals
- » **Relevant issues:**
 - » Transparency of the prices
 - » Business economics and national economics

... Further analyses pending ...



Gesundheit Österreich
GmbH

Contact

Mag. (FH) Nina Zimmermann, MA

Stubenring 6
1010 Wien

T: +43 1 515 61-132

F: +43 1 513 84 72

E: nina.zimmermann@goeg.at

<http://www.goeg.at>, <http://ppri.goeg.at>,

<http://phis.goeg.at>, <http://whocc.goeg.at>

